



# Knox in 2020

A summary of the State  
of Knox Report 2020  
and the results of the  
2020 Municipal Survey

# Knox Community Profile

Who we are

# 166,791

individuals  
call Knox  
home.



# 39

is the  
median age.



# 30%

of residents  
were born  
overseas.




# 5%

of people  
require assistance  
in their day-to-  
day lives due to  
disability.



# 25%

speak a  
language other  
than English at  
home.



# Knox Community Profile

## How we live

59,150

dwellings in  
Knox, 2,975  
more than 2011.



84%

of dwellings  
are single  
detached  
houses.



16%

of dwellings  
are medium  
to high  
density.



20%

of people in  
Knox live by  
themselves.



50%

Households  
are families  
with one or  
more children.

## How we work and learn

1/3

of employed  
people live and  
work in Knox.



22%

of people have  
a bachelors  
degree or higher.



80%

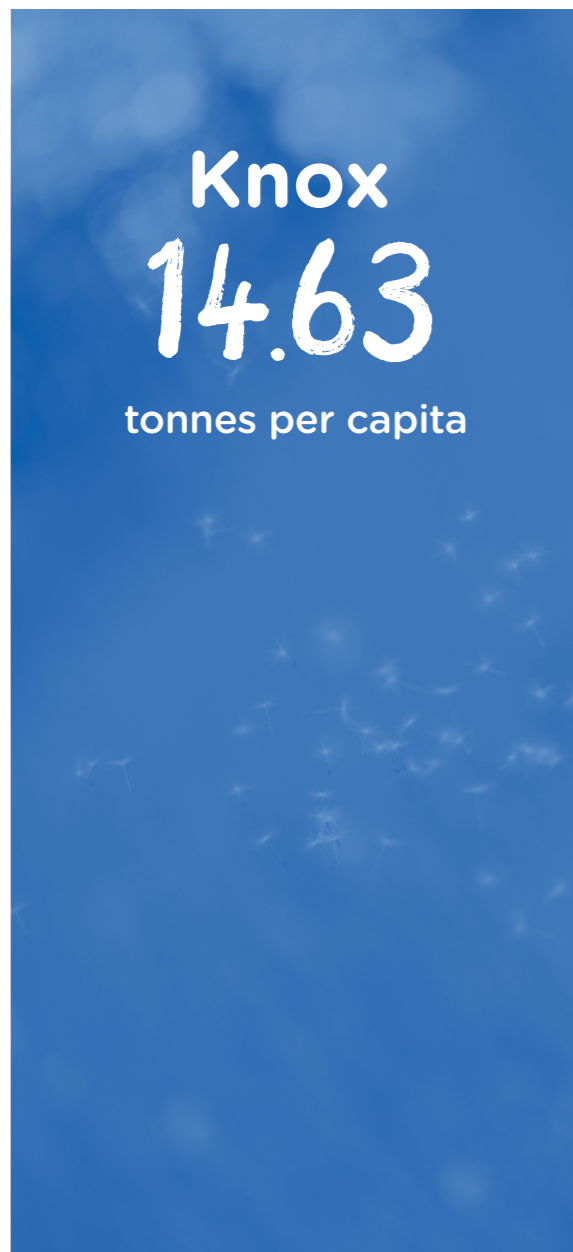
of people  
travel to work in  
a private car.



More Knox  
residents work  
in health care  
and social  
assistance than  
any other industry.

# Environment

Greenhouse gas emissions in Knox are higher than the Eastern Alliance for Greenhouse Action (EAGA) average.




The decline in waste generation from 2016 to 2017 was

**28kg**  
per household




**1 in 6**

Houses has solar installations.



**2.0°**

Celsius increase in average annual temperature in Knox between 1965 - 2019.



**19 days**

over 35° Celsius locally in 2019, including 9 days of 40°+

# Environment



**69%**

of Knox dwellings are within 400m of open space compared to the metropolitan average of 82%.



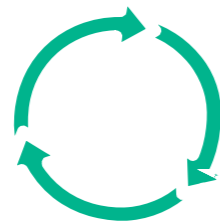
**18%**

of Knox's total area is under tree canopy cover compared to the metropolitan average of 16% and the Eastern Region average of 27%.

Knox's biodiversity programs have re-vegetated

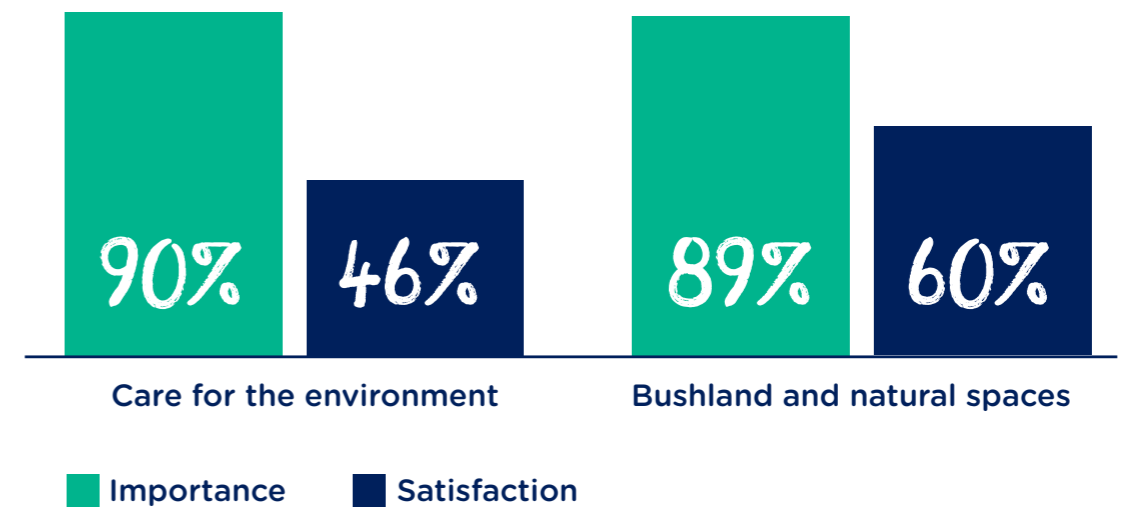
**19 hectares**

of land in Knox since 2009.



## In our municipal survey you told us...

That care for the environment and bushland and natural spaces are a priority. Less than half of surveyed residents were satisfied with the current care for the environment in Knox.



## You told us that Knox needs to focus on...



Cleanliness and maintenance of public spaces, streets and roads and hard rubbish collection issues.




Care for the environment including bushfire management and plans.

# Housing



**59,150**

**dwellings in Knox,  
2,975 more than 2011.**



**34%**

**Ten year increase  
in Knox median  
household income,  
compared to 41% in  
greater Melbourne.**



**130%**

**Ten year increase in  
Knox median house  
price compared  
to 86% for greater  
Melbourne.**



**84%**

**of dwellings are  
single detached  
houses compared  
to 82% in 2006.**



**1 in 6**

**dwellings are an  
apartment, unit or  
terrace, compared  
to 1 in 7 in 2006.**

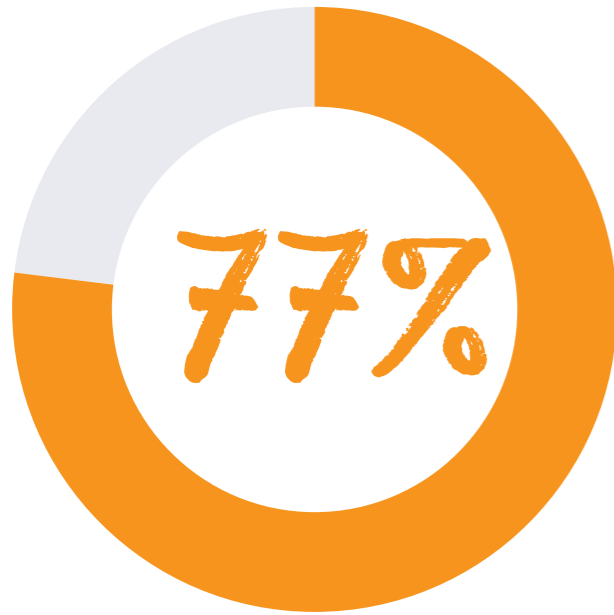


**8 in 10**


**households in Knox  
have at least one  
spare bedroom.**



# Housing




The proportion of the social housing need that can be met with existing local social housing and affordable private rentals.



385

The estimated number of homeless people in Knox.

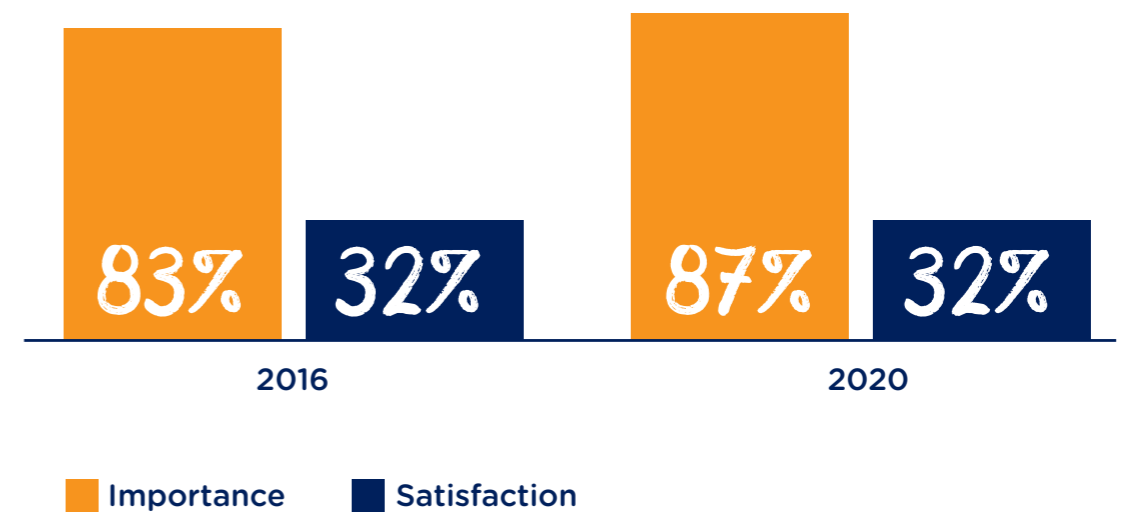


46%

The estimated increase in homelessness in Knox from 2011.

## In our municipal survey you told us...

That type and affordability of housing is one of the main community priorities, however, less than a third of surveyed residents are satisfied with this aspect of Knox.

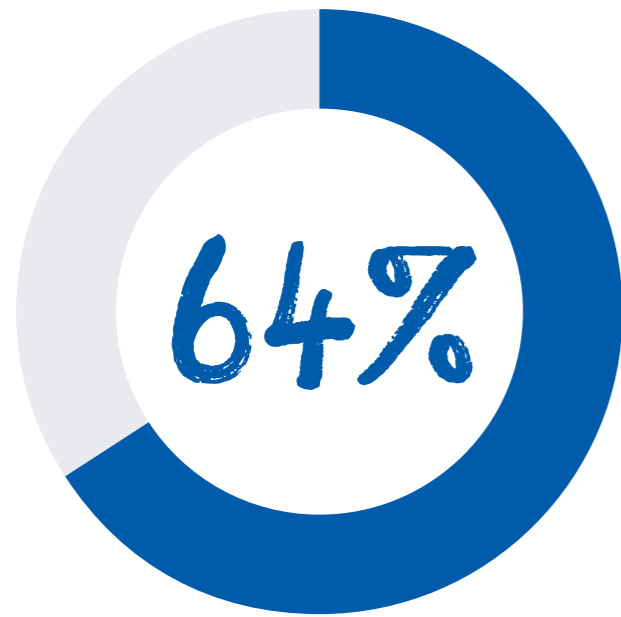


## You told us that Knox needs to focus on...



Development, planning and housing issues including affordable housing, adequate infrastructure and restrictions.

# Moving Around




of households are within 400m of any public transport stop compared to the metropolitan average of 69%



# 80%

of travel on a weekday in Knox is by car, 9% more than the metropolitan average. Car use has reduced by 6 percentage points since 2010.



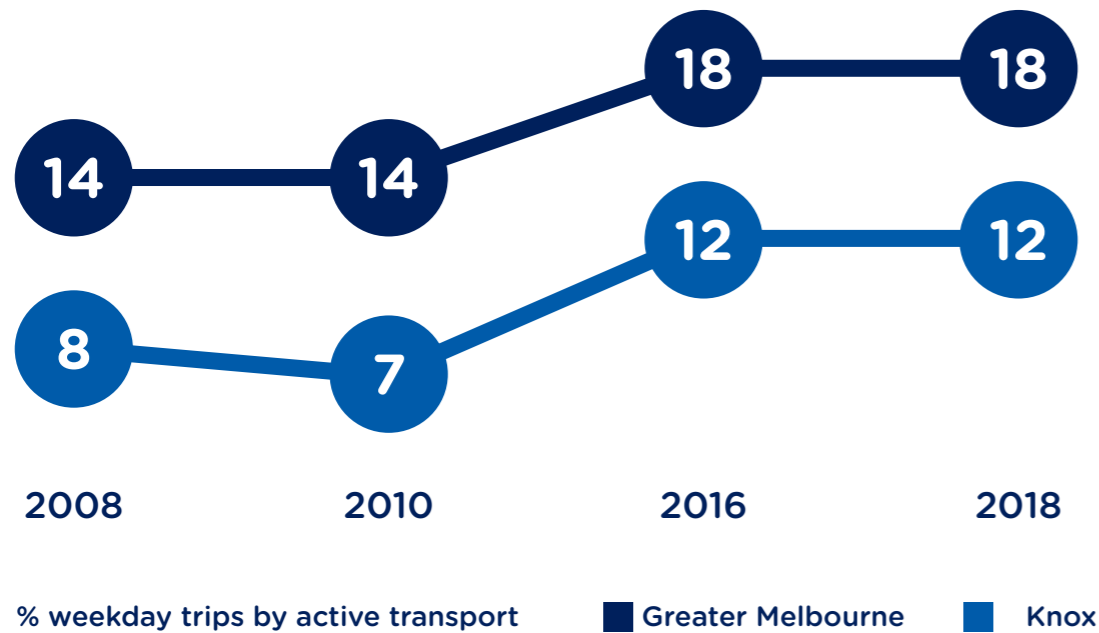
# 7%

is the average percentage of weekday trips by public transport, up from 5% in 2010.

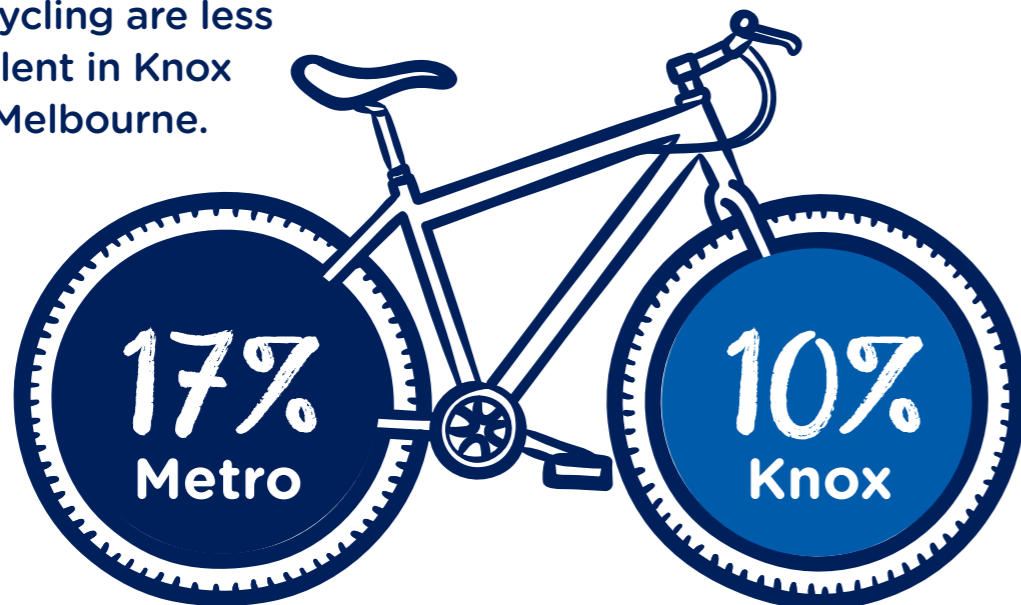


# Moving Around

Walking and cycling is increasing in Knox but remains lower than greater Melbourne.



Weekend walking and cycling are less prevalent in Knox than Melbourne.



% weekend trips by active transport

## In our municipal survey you told us...

That ease of getting around is a high priority for the community and around half of surveyed residents are satisfied with this aspect of Knox.



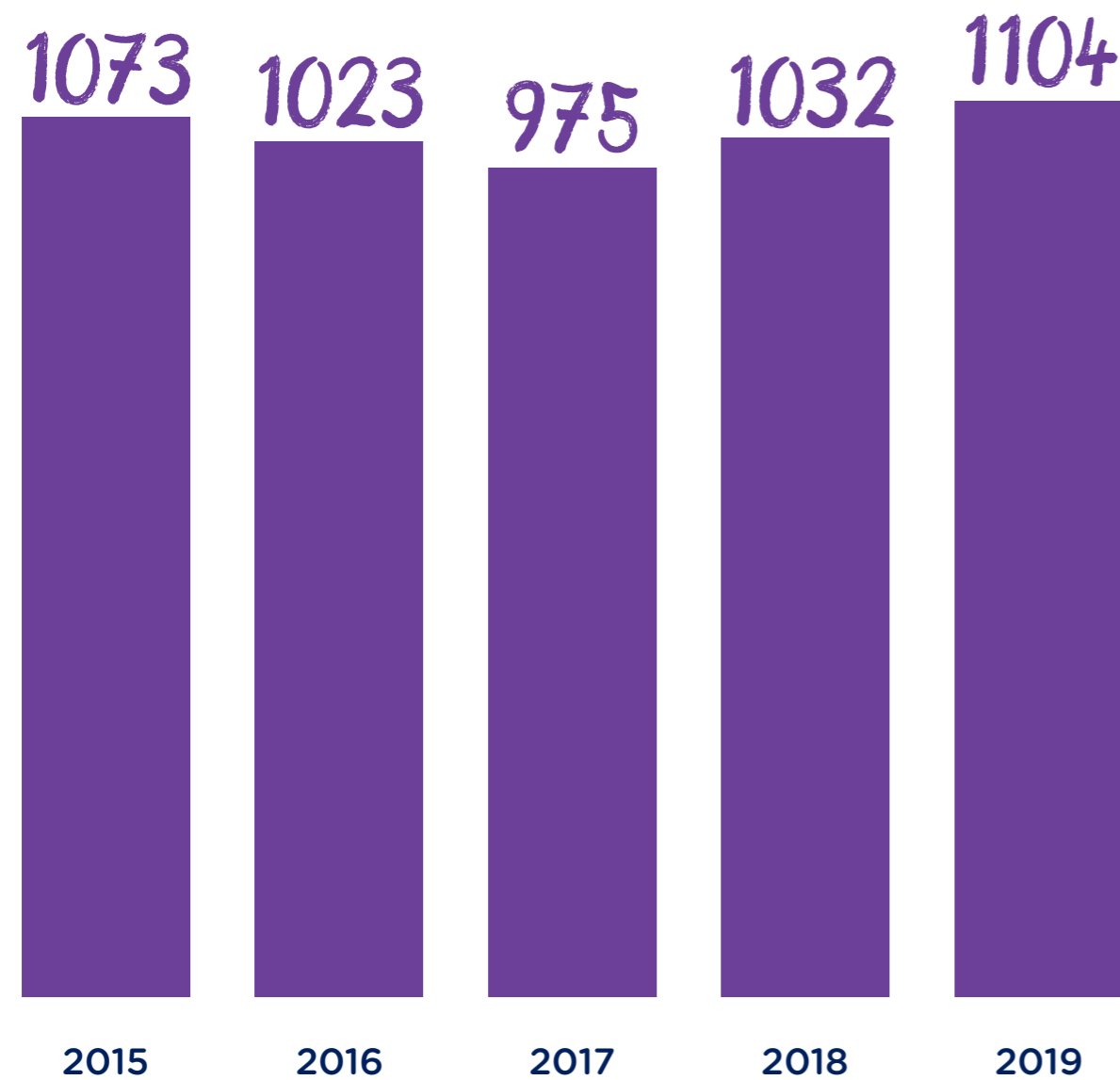
## You told us that Knox needs to focus on...



Better roads and public transport and better parking.

# Safety

The rate of reported family violence incidents in Knox has started an upward trend.



Number of reported family violence incidents per 100,000 population

Of the 8,805 crime incidents in Knox in 2019, two thirds were property related.

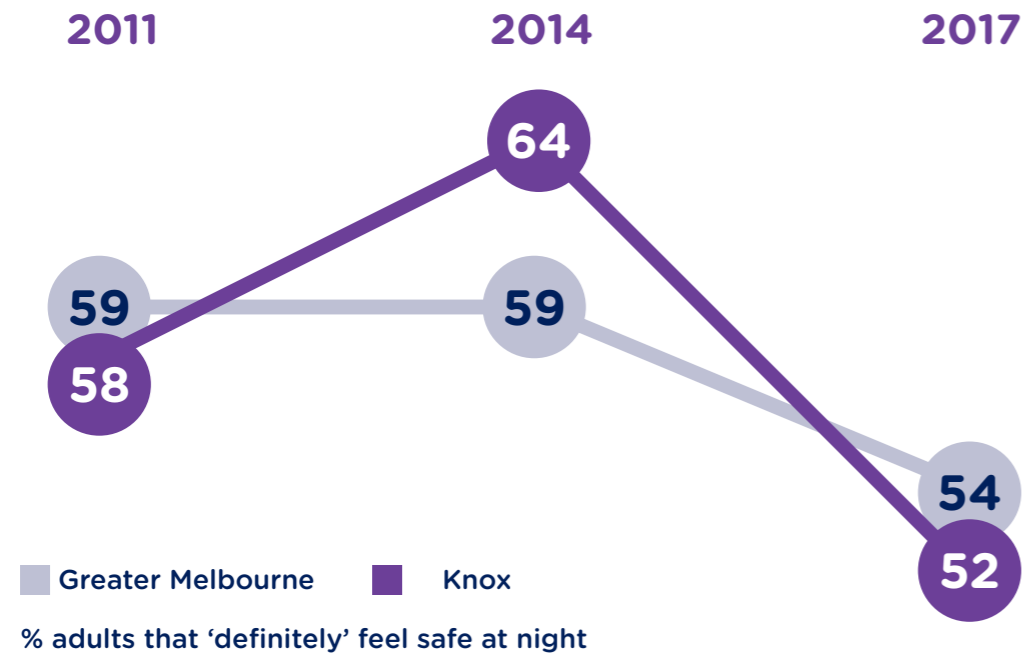


The rate of drug incidents is higher in Knox with 304 incidents per 100,000 population compared to the Melbourne average of 242.




# Safety

Perceptions of safety are declining.



34%

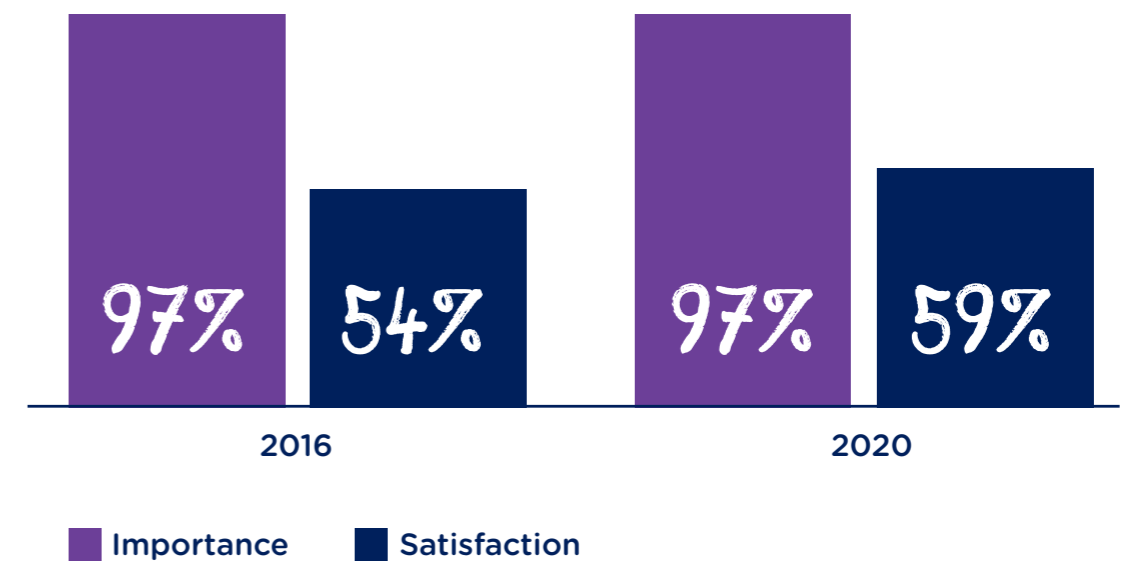


71%

34% of women that feel safe in their neighbourhood at night compared to 71% of men.

## In our municipal survey you told us...

That safety is the most important issue for our community and 59% of residents surveyed are satisfied with this aspect of Knox.



You told us that Knox needs to focus on...



Community safety and security.

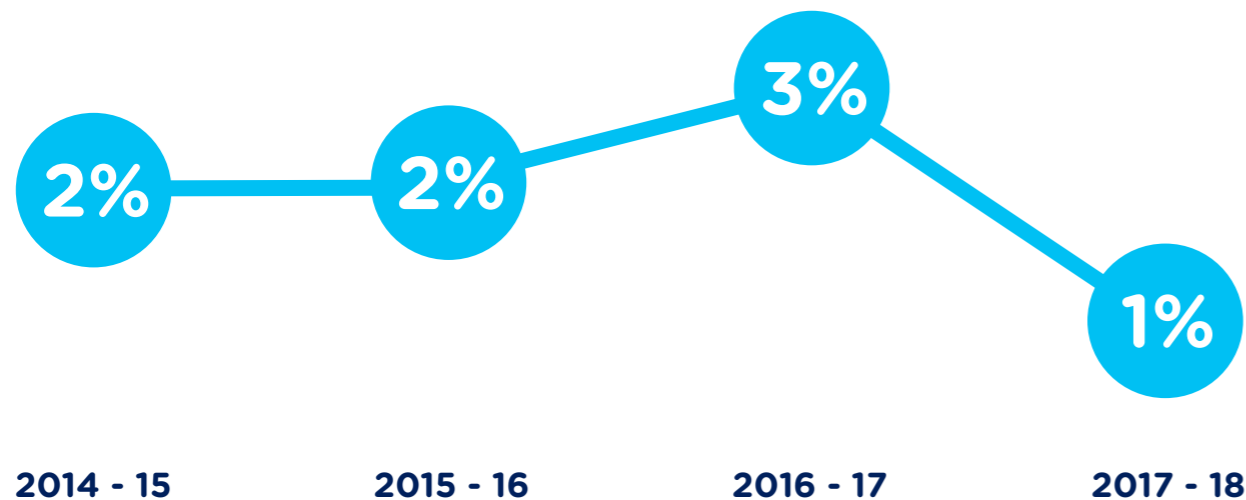
# Economy, Employment and Learning

# 66,244

## Total jobs in Knox

### Job growth has declined in Knox

Annual jobs growth rate




Knox has a high rate of youth engagement with 80% of youth fully engaged in work or study. However this decreased by almost 2% from 2011 to 2016.



10% of school leavers aged 15 - 24 left school early in 2016 compared to 14% in 2011.

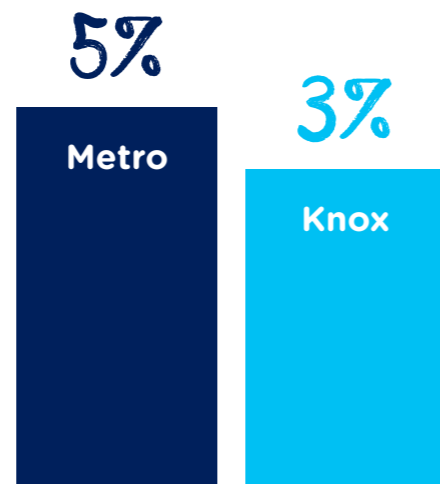
# Economy, Employment and Learning

More Knox residents now work in health care and social assistance, previously more residents had worked in manufacturing.



One third of employed people live and work in Knox. More Knox residents now work part time (+2%).

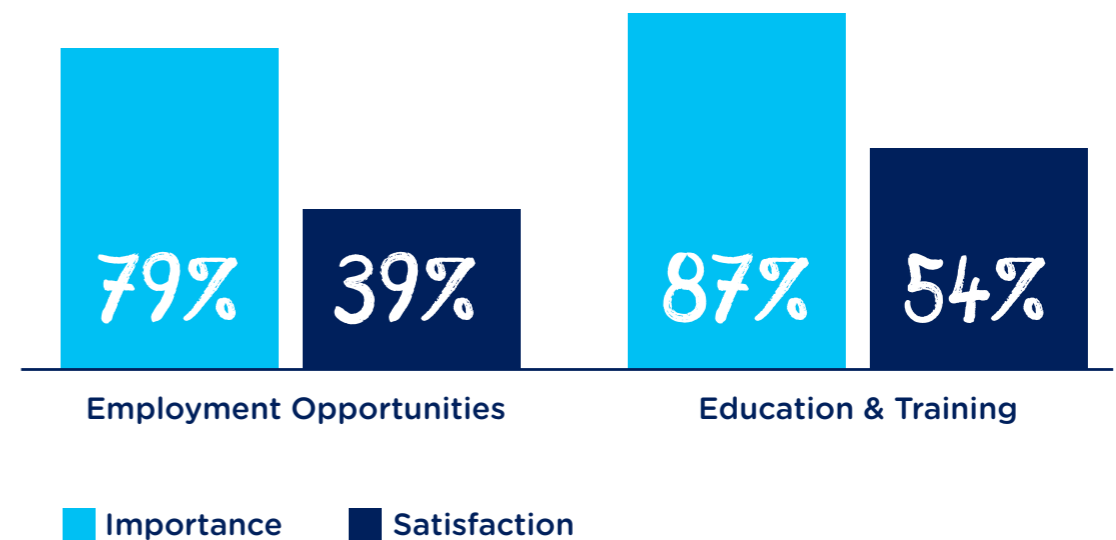
Dec 2019



Unemployment in Knox is below the metropolitan Melbourne average.

## In our municipal survey you told us...

Education and training is very important and over half of surveyed residents are satisfied with this aspect of Knox. Employment opportunities are also of high importance and just over a third of surveyed residents are satisfied with this aspect of Knox.



## You told us that Knox needs to focus on...



Supporting employment programs, creating jobs, and accessible education and training.

# Health and Wellbeing



50%

of adults undertake adequate physical activity to meet the national guidelines.

41%

of adults rate their health as very good or excellent, compared to 38% in 2014.



16%

of adults are smokers, up from 13% in 2014.

56%

of Knox residents do not meet the daily recommendation for fruit & vegetables, up from 49% in 2014 and higher than the metropolitan average of 51%.



55%

of adults are overweight or obese, up from 49% in 2008 and higher than the metropolitan average of 49%.



# Health and Wellbeing

60%

of adults are at increased lifetime risk of alcohol related harm, an increase of 3 percentage points from 2014.



84%

of children aged 0 - 6 years are developmentally 'on track' in all domains, 4% higher than the state average.



94%

of children in Knox aged 5 years are fully immunised.



45%

At increased risk of alcohol related injury on a single occasion.



23%

of young people in Outer Eastern Melbourne have depressive symptoms.



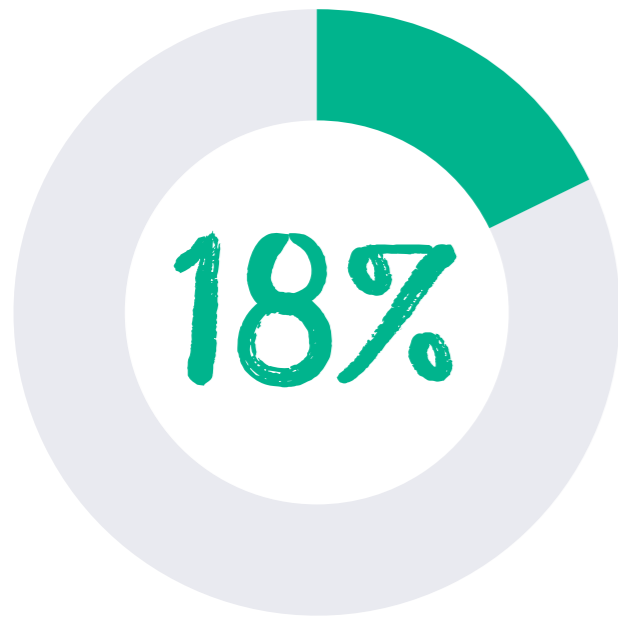
44%

of students have good or excellent resilience.


26%

Agreed that 'getting drunk every now and then is OK.'

# Health and Wellbeing



of adults suffer from psychological distress, up from 11% in 2011. This is higher than the metropolitan average of 15%.

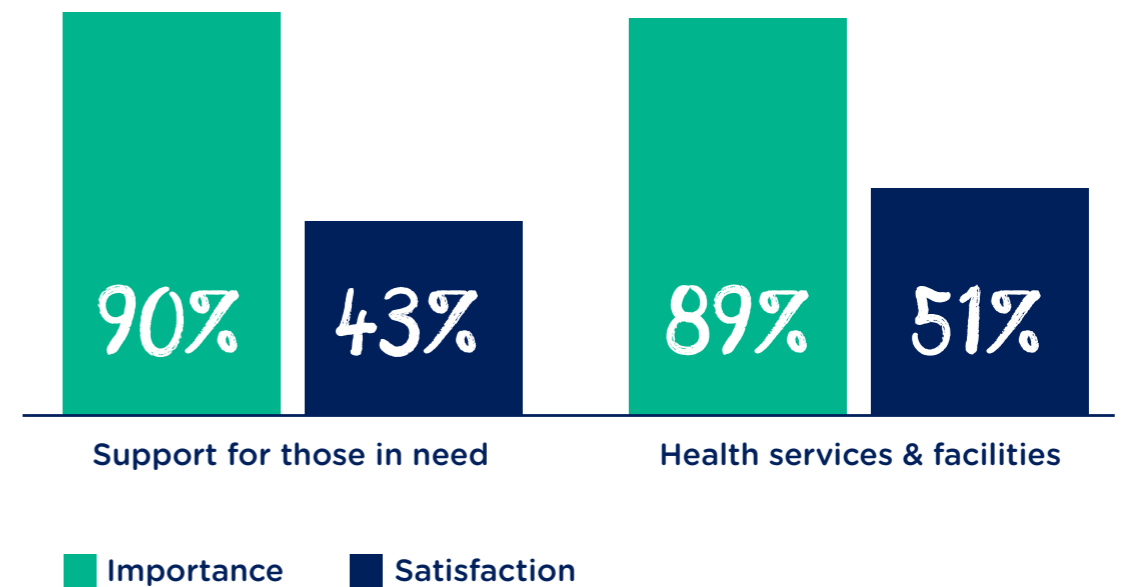


The proportion adults with poor mental health was significantly higher in women than men.

## In our municipal survey you told us...

Support for those in need was the second most important aspect of Knox for surveyed residents but less than half were satisfied with this aspect.

Health services and facilities are also of high importance and just over half of surveyed residents are satisfied with this aspect of Knox.



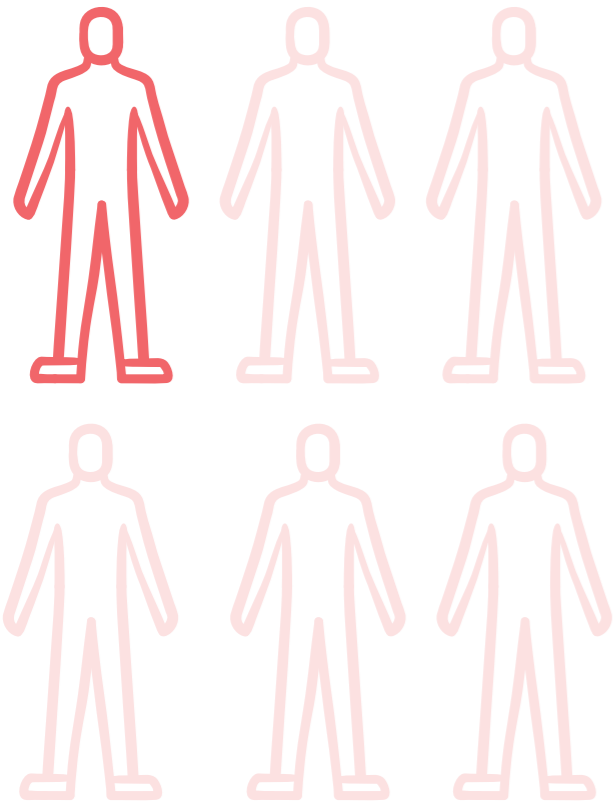
## You told us that Knox needs to focus on...



Services/support for vulnerable, including older adults, young people, people with a disability, homeless and family violence victims.



# Social Inclusion



**1 in 6**

adults in Knox are socially isolated.

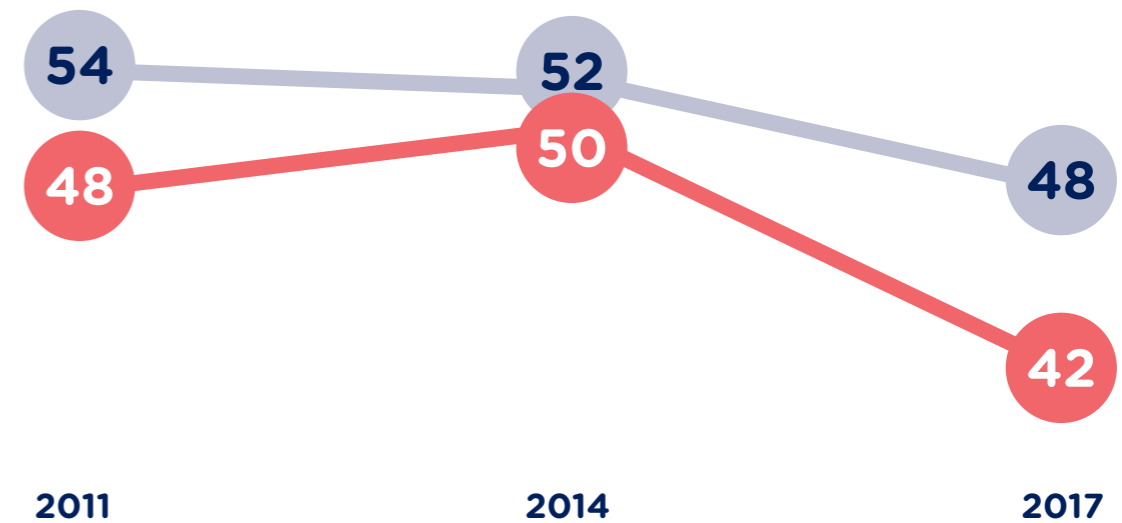


**1 in 3**  
adults in Knox volunteers

**42%**  
people in Knox feel valued by society, compared to 50% in 2014.

% adults that 'definitely' feel valued by society.

■ Knox ■ Metro

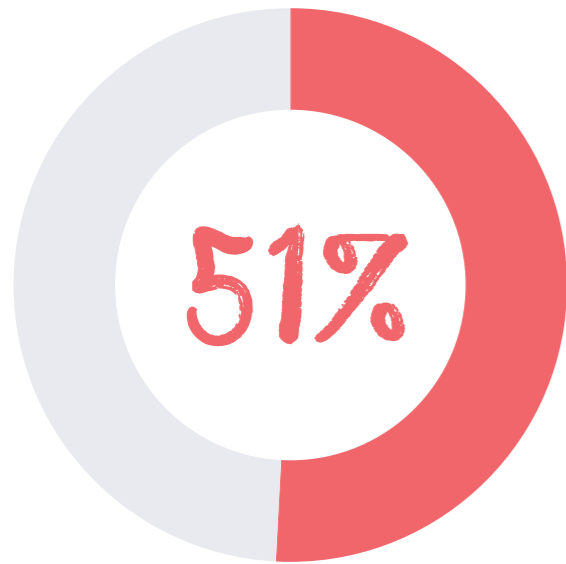


**1 in 3**

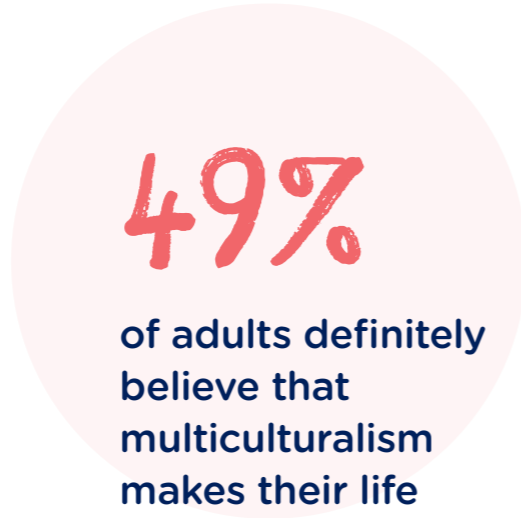
Adults in Knox show low support for gender equity in relationships. This result aligns with the state average of 36%



# Social Inclusion



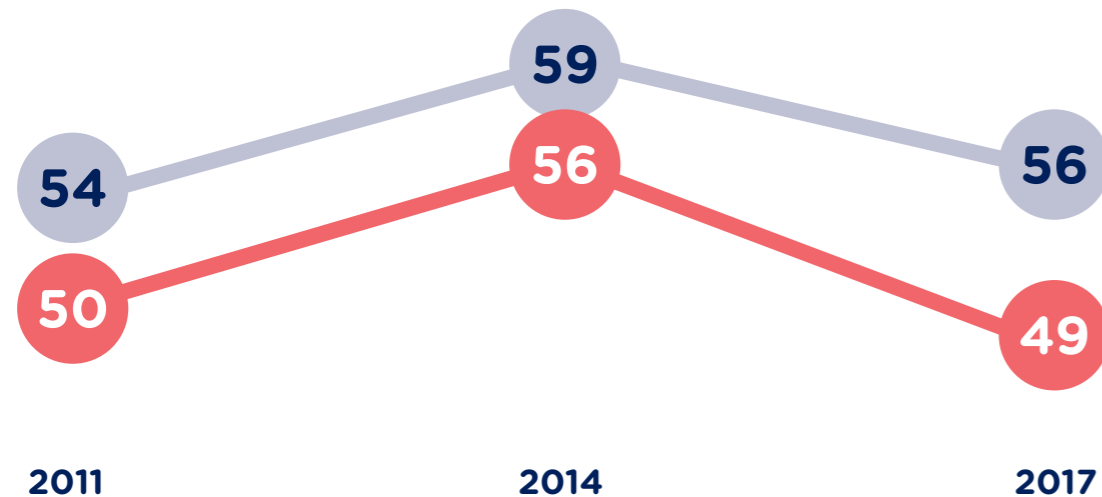
had attended a local community event in the past 6 months.



of adults definitely believe that multiculturalism makes their life better, down from 56% in 2014.

% adults that 'definitely' agree that multiculturalism makes their life better.

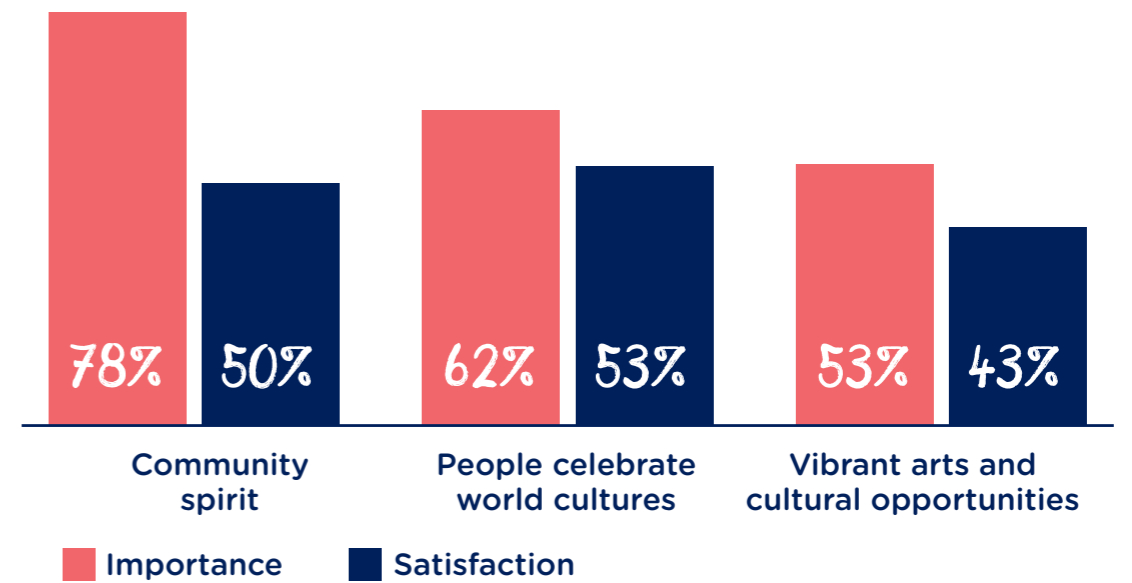
■ Knox ■ Metro



## In our municipal survey you told us...

Community Spirit is an important part of Knox, however, only half of surveyed residents were satisfied with this aspect.

People celebrate world cultures and vibrant arts and cultural opportunities were of lower importance.




## You told us that Knox needs to focus on...



Building community spirit in Knox.

# Decision Making

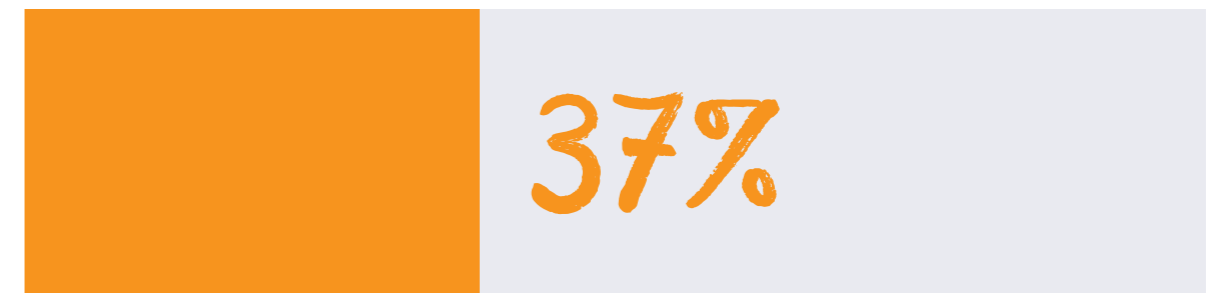
*A quarter*



of adults feel there are opportunities to have a real say on matters that are important to them compared to 37% in 2011.

% adults that definitely agree there are opportunities to engage on issues that are important to them.

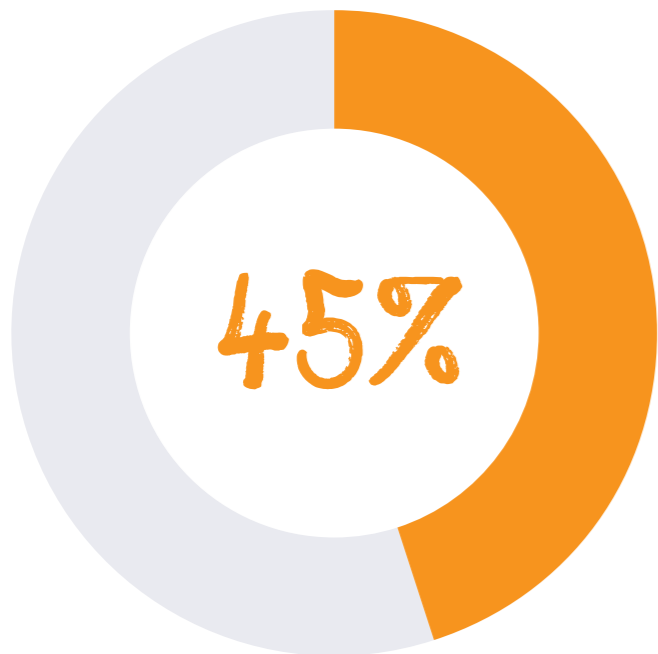
**2011**



**2014**



**2017**



the percentage of adults think Council is good or very good at keeping the community informed.

# Decision Making

The percentage of adults rating Community engagement as good or better rose by 7 percentage points from 2018 to 2019.

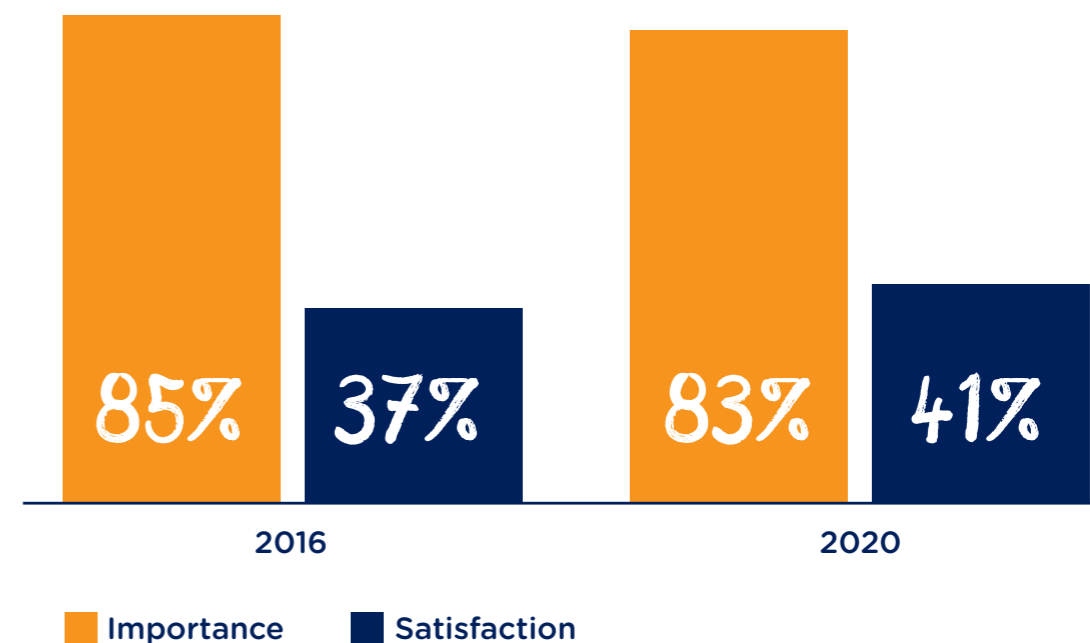


% adults rating Council engagement as 'very good' or 'good'



## In our municipal survey you told us...

Opportunities to have a say is important and less than half of surveyed residents are satisfied with this aspect of Knox.



## You told us that Knox needs to focus on...



Making Council more efficient and responsive. Listening and providing more reasonable regulations, rates and fines.

# Data Sources

All data shown in this document is the most up-to-date population data available as at June 2020. Gathering, processing and standardisation of population level data (survey and Census data) takes time, generally resulting in a time lag between data collection and its availability for use and analysis.

## Knox Community Profile

### Who we are

- Australian Bureau of Statistics, Census of Population & Housing [2016]
- Australian Bureau of Statistics, Regional Population Growth, Australian (3218.0) [June, 2019]

### How we live

- Australian Bureau of Statistics, Census of Population & Housing [2016]

### How we work and learn

- Australian Bureau of Statistics, Census of Population & Housing [2016]
- Victorian Integrated Survey of Travel & Activity (VISTA) Local Government Area Profiles (Online tool), Department of Transport [2018]

## Environment

- CO2 Emissions Snapshots for municipalities in Australia (Snapshot tool launched 2019), Beyond Zero Emissions & Ironbark Sustainability [2017]
- Australian PV Institute (APVI) Solar Map, funded by the Australian Renewable Energy Agency [2019]
- Sustainability Victoria, Victorian Local Government Annual Waste Services Reports, (2016-17 & 2017-18)
- Australian Urban Observatory (launched February, 2020), Healthy Liveable Cities Group, Centre for Urban Research, RMIT [2018]
- Hurley, J., Saunders, A., Both, A., Sun, C., Boruff, B., Duncan, J., Amati, M., Caccetta, P. and Chia,
- J. (2019) Urban Vegetation Cover Change in Melbourne 2014 - 2018, Centre for Urban Research, RMIT University, Melbourne, Australia
- Bureau of Meteorology, Scoresby Weather Station data, (data request)

## Housing

- Australian Bureau of Statistics, Census of Population and Housing (2006, 2011 & 2016)
- A Guide to Property Prices (2020) Valuer-General Victoria, Department of Environment, Land, Water & Planning [2006 & 2016]
- Knox City Council, Minimum supply of social housing, Knox, 2021-2041 [2020]

## Moving around

- Australian Urban Observatory (launched February, 2020) Healthy Liveable Cities Group, Centre for Urban Research, RMIT [2018]
- Victorian Integrated Survey of Travel & Activity (VISTA) Local Government Area Profiles (Online tool), Department of Transport [2018]

## Safety

- Victoria Police Law Enforcement Assistance Program (LEAP) data compiled and presented by the Crime Statistics Agency [2019 data]
- Victorian Population Health Survey, 2017, Department of Health & Human Services

## Economy, employment and learning

- Australian Bureau of Statistics, Census of Population and Housing (2011 & 2016)
- Regional Development Victoria (Online Information Portal), Department of Health & Human Services
- Department of Education, Skills & Employment, Small Area Labour Markets, December quarter, 2019

## Health and Wellbeing

- Victorian Population Health Survey, 2017, Department of Health & Human Services
- Department of Education & Training, Australian Early Development Census [2018]
- Department of Health, Australian Immunisation Register Coverage Report [2016-17]
- Department of Education & Training, Victorian Student Health & Wellbeing Survey (Years 5, 8, 11) (VCAMS online portal) [2018]
- City of Knox, Youth Resilience Survey, 2015 (Years 4-12) [2015]

## Social Inclusion

- Victorian Population Health Survey, 2017, Department of Health & Human Services
- VicHealth Indicators Survey, 2015, VicHealth (Gender equity)

## Decision Making

- Victorian Population Health Survey, 2017, Department of Health & Human Services
- Department of Environment, Land, Water & Planning, Council Community Satisfaction Survey (2019)

# knox

your city

Knox City Council  
511 Burwood Highway  
Wantirna South VIC 3152  
[knox.vic.gov.au](http://knox.vic.gov.au)

T +61 3 9298 8000

F +61 3 9800 3096

E [knoxcc@knox.vic.gov.au](mailto:knoxcc@knox.vic.gov.au)

f [knoxCouncil](https://www.facebook.com/knoxCouncil)

🐦 [knoxcc](https://twitter.com/knoxcc)

📷 [knoxCouncil](https://www.instagram.com/knoxCouncil)

📺 133 677 (ask for 03 9298 8000)

🗣️ Interpreter  
131 450

Speak and Listen Users  
1300 555 727 (ask for 03 9298 8000)

ABN 24 477 480 661

**For any queries please call the  
Civic Centre on 9298 8000 or email  
[communityplan@knox.vic.gov.au](mailto:communityplan@knox.vic.gov.au)**

