

Access Key

Knox Civic Centre
511 Burwood Highway
Wantirna South
knox.vic.gov.au

T 9298 8000
(including after hours emergencies)



Contents

	Page
Guidelines	3
Did You Know?	4
Visitor Map	5
Parking	6
Staff	7
Main Entry	8
Foyer	9
Atrium Entry	10
Atrium	11
Toilets	12
Customer Service	13
Visitor Information	14
Meeting Rooms	15
Exit	16
Safety	17
Accessibility	18
Eastgate South	19
Eastgate North	20
AccessAbilityAustralia	21

Glossary of terms sensory guide

Shared personal space:

a varied distance at which one person feels comfortable

Balance:

an even distribution of weight enabling someone to remain steady

Different ground surfaces:

carpet, floor tiles, lino, concrete tiles



Guidelines

Thank you for choosing to use an Access Key for Knox Civic Centre.

For your Access Key to be successful we recommend you follow these guidelines:

- Access Keys preferably to be obtained two weeks in advance of event/experience
- Access Keys to be read calmly and confidently in an environment free of distractions
- An adult/carer or professional to read to the Access Key with the 'participant' as often as required, to ensure the participant understands the Access Key
- Help the 'participant' comprehend the key points of the Access Key, consistently monitoring their level of understanding
- If using the Access Key as a reflective tool for people with cognitive impairment/memory loss, enjoy the pivotal link between experience and recall after the experience has taken place
- Once the experience has taken place, revisit the Access Key to celebrate success

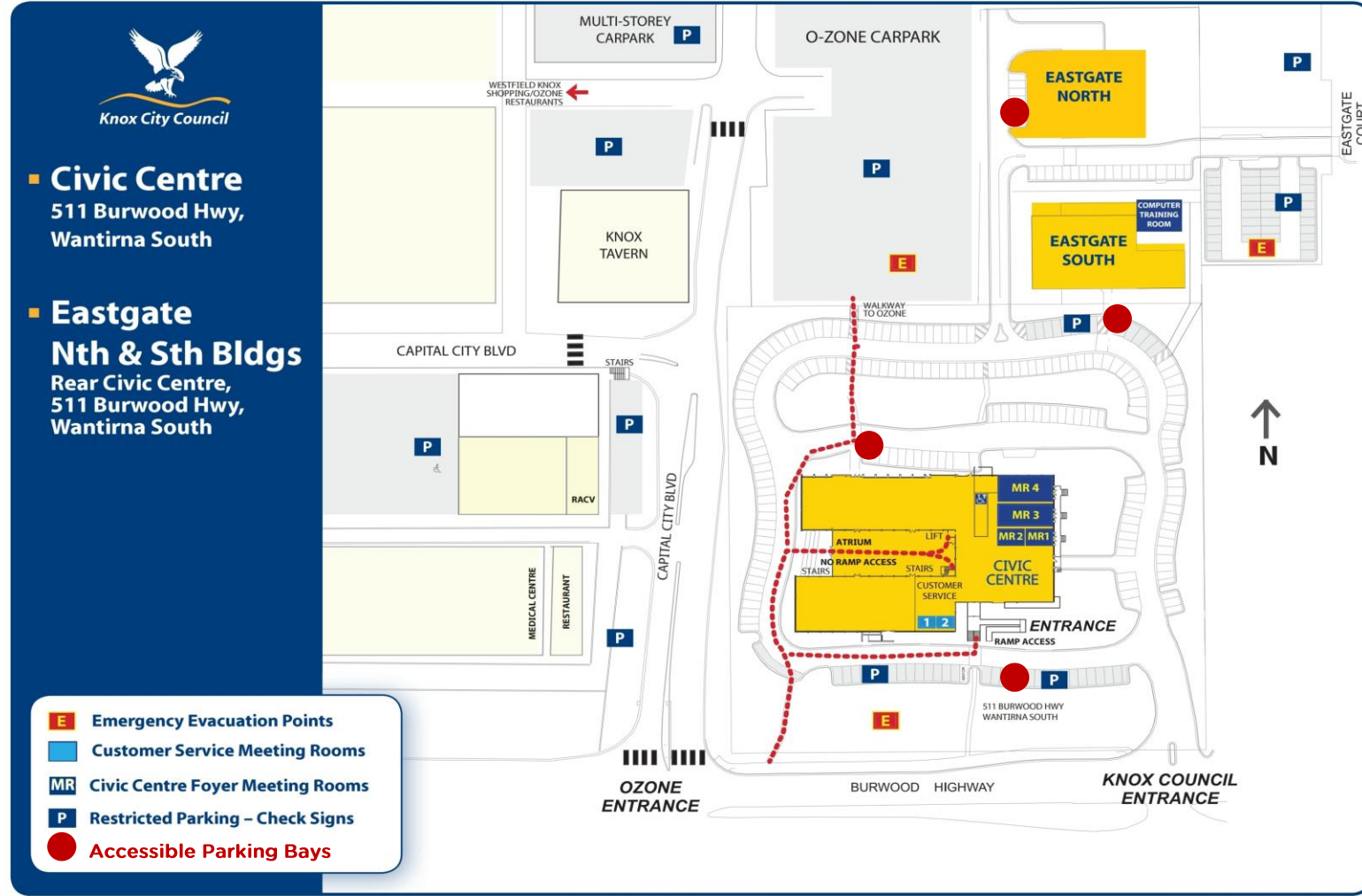
Did you know?

- Opening hours: Monday to Friday 8:30am-5pm (excluding public holidays)
- Knox Community Access and Equity Implementation Plan 2017-2022 can be viewed on-line here [Access and Equity Plan](#)
- Knox City Council has an accessible web site with information about services and events
- Knox City Council has friendly helpful staff trained in access awareness and available to read information to visitors if required
- Knox Civic Centre has free Wi-Fi available. No password is required
- Meeting rooms can be booked. Catering with dietary requirements are available. Enquire at Customer service
- To provide feedback or make an online request, go to [Online Requests](#) or speak with a Customer Service staff member



Visitor Map

For information on how to get to Knox Civic Centre, visit: [Public Transport Victoria](https://www.ptv.vic.gov.au/)



Parking

Restricted general parking is available inside the grounds. If the carpark is full, it is recommended visitors park in the Ozone carpark (see map on page 5).

There are also three 15-minute parks available directly outside the Knox Civic Centre, near the main entrance (see map on page 5).

There are two accessible car parking spaces directly outside the Knox Civic Centre main entrance. An additional accessible car park space is located at the rear of the Knox Civic Centre. (see map on page 5)

There is lighting in the evening throughout the car park and entrances.



Staff

If visitors require assistance, please see a staff member.

Knox City Council Customer Service staff wear grey shirts, grey vests, grey pants and a name tag.

Knox City Council Hall Keeper staff wear business shirts with Knox City Council logo, black pants and a name tag.



Customer Service



Hall Keeper

Main Entry

Entry into the Knox Civic Centre is via stairs with handrail.

An access ramp is also available, located to the right of the stairs.

There is an undercover area at the entrance of the Knox Civic Centre.

Visitors enter through two sets of glass automated doors.

There are tiles in the entrance with a slight decline to the carpeted area.



Foyer

Visitors are welcome to relax in the Foyer.

Tables and seating with backs and armrests are available.

A water station with cups is located on the right.

Toilets are located at the rear of the Foyer on the right.



Sensory Guide



Feel:
Shared personal space
Heating
Cooling
Different ground surfaces



Sounds:
People
Automated doors



Sights:
People
Sunlight/Bright lights
Stained glass ceiling panels
Furniture
Signs/Artworks
Photographs



Smells:
People

Atrium Entry

The Atrium is open Monday to Friday 9am-5pm (excluding public holidays).

The Atrium entry is via stairs with handrail.

There is no ramp access at this entry point.

Entry into the Atrium is through a set of manual glass entry doors.



Atrium

Visitors are welcome to relax in the attractive Atrium.

The Atrium boasts a water feature and a selection of lush native plants.

Visitors are to take care and remain on the pathways.

Tables and seating with backs and armrests are available.

Storage is available for mobility aids. Please see a staff member for assistance.

Access up to level one from the Atrium is via stairs with handrail. The stairs are located at the rear of the Atrium on the right-hand side.

A lift is also available. The lift is located at the rear of the Atrium on the left-hand side. The lift buttons are raised. No audio is available within the lift.



Sensory Guide



Feel:
Shared personal space
Humidity
Ceiling fan
Movement:
Control balance
Weightless feeling (lift)



Sounds:
People
Water feature
Echo



Sights:
People
Sunlight/Glass ceiling
Furniture
Water feature
Plants/Statues/Art
Gas heaters



Smells:
Nature
Water feature
Chlorine

Toilets

Toilets are located at the rear of the Foyer on the right.

All toilets are clearly signed.

Entry to the toilets is via a manual entry door.

Separate male and female toilets are available.

There is a separate accessible toilet and a baby change area.

There is an area to sit and wait located outside toilet area. Seating with backs and armrests are available.



Sensory Guide



Feel:
Shared personal space
Heating
Cooling
Different ground surfaces



Sounds:
People
Water running
Toilets flushing
Hand dryers



Sights:
People
Bright lights
Signs
Mirror/Reflections



Smells:
People
Air Freshener
Bathroom smells
Disinfectants

Customer Service

The Customer Service area is located on the left after main entry OR on the right after entry from the Atrium.

Upon arrival, visitors are to take a ticket. The ticket machine has a touch pad. Visitors will be offered a selection of ticket types to suit their enquiry needs. If unsure, visitors to choose a general ticket and wait for their number to be called.

If visitors require assistance with ticketing, please ask a Customer Service staff member.

Ticket numbers are called audibly and displayed visually on screens which are located above either side of the service area.

Seating with backs and armrests are available.

The counters on the right are for general enquiries (pets, permits, fines, rates, rubbish).

The counter on the left is for building and planning enquiries.

Visitors can make payments in cash or via eftpos.

A visual communication board and pen and paper can be made available for exchanging information.



Feel:
Shared personal space
Heating
Cooling



Sounds:
People
Announcements
Keyboard
Mouse clicks
Telephones
Printer



Sights:
People
Bright lights
TV Screen
Service counters
Furniture
Ticket machine
Pamphlet wall
Signs



Smells:
People

Sensory Guide

Visitor Information

The Customer Service area has brochures, community resource booklets, flyers and a large screen displaying community events and information.

Seating with backs and armrests are available.



Sensory Guide



Feel:
Shared personal space
Heating
Cooling



Sounds:
People
Announcements
Keyboard
Mouse clicks
Telephones
Printer



Sights:
People
Bright lights
TV Screen
Service counters
Furniture
Ticket machine
Pamphlet wall
Signs



Smells:
People

Meeting Rooms


There are four Meeting Rooms located on the right-hand side of the Foyer.

Each Meeting Room is clearly numbered with signage on the walls.

Water, tea and coffee is available in every room.
Food may be served.

Storage is available for mobility aids. Please see a staff member for assistance.

Meeting Rooms 1, 3 and 4 have external doors to the outside and two sets of internal doors.



Sensory Guide



Feel:
Shared personal space
Heating
Cooling
Different ground surfaces



Sounds:
People
Amplified presenters
Screen presentation
Hot water urn
Echo



Sights:
People
Sunlight/Bright lights
Furniture
Presentation screen
Food/Drink



Smells:
People
Food/Drink

Exit

Visitors are to exit Knox Civic Centre either through the main entry/exit doors (pictured right) OR via the Atrium.

Please note, the Atrium will only be open between 9am and 5pm.

If returning to the Atrium from level one via the lift, please wait for doors to automatically open into the Atrium.


All exit signs are clearly displayed.



Safety

- There is contrast safety markings on external main entry/exit doors and external Atrium entry/exit doors
- There is contrast signage on the internal Atrium door
- There are tiles in the Foyer entrance with a slight decline to the carpeted area
- Flooring in toileting area is lino and tile
- There is consistent and even lighting throughout the Foyer and Customer Service areas to manoeuvre mobility aids
- There is clear space between furniture in the Foyer and Customer Service areas to manoeuvre a mobility aid
- Tactile Ground Indicators are installed on the stairway
- Terrain in the Atrium is flat concrete tiles
- Consistency of lighting throughout the Atrium may vary depending upon the weather
- There is a defibrillator in the Foyer located on the wall overlooking the Atrium
- If first aid is required see a Customer Service staff member or a Hall Keeper
- In the event of an emergency, staff are on hand to assist with any evacuation requirements (including the provision of audible fire alarms, fire wardens, accessible and hazard free emergency exits and assembly areas on accessible routes – see map on page 5)

Knox City Council request all visitors move safely throughout the venue, walking only.



Accessibility

- Accessible parking and drop off zones are available
- Recharge stations for scooter users are in the Foyer and Meeting rooms
- Ramp or lift access to both levels is available
- Clear external and internal directional signage is clearly displayed
- Accessible toilet is available
- Low height Customer Service counters with seats are available
- A visual communication board is available at Customer Service
- Spaces are available for a person using a wheelchair to sit with friends
- An Auslan service is available for Customer Service enquiries or events. These services must be booked in advance. Please call 03 9298 8000
- Interpreter service available. Please call the Translating and Interpreting Service (TIS National) on 131 450 and ask them to telephone Knox City Council on 03 9298 8000
- Knox City Council is Relay Service Friendly. Go to [Relay Service](#) and give the number 03 9298 8000 you want to call



Eastgate South

Eastgate South is located at the rear of the main Civic Centre building.

Parking

Restricted general parking is available inside the grounds. If the carpark is full, it is recommended visitors park in the Ozone carpark (see map on page 5)

There is one accessible car parking space located directly outside the Eastgate South main entrance (see on map page 5).

Entry

FIRST Visitors enter through a set of glass automated doors.

Visitors to check list and dial extension number of the person required.

THEN Enter through a second set of glass automated doors.

Toilets are located inside the building.



Eastgate North

Eastgate North is located at the rear of the main Civic Centre building.

Parking

Restricted general parking is available inside the grounds. If the carpark is full, it is recommended visitors park in the Ozone carpark (see map on page 5).

There is one accessible car parking space located on the left of the building (see on map page 5).

Entry

FIRST Visitors enter through a glass manual door.

Visitors to check list and dial extension number of the person required.

THEN Enter through a glass automated door.

Toilets are located inside the building.





**Access
Ability
Australia**

PO BOX 2207
ROWVILLE VIC 3178
M 0403 670 942
M 0412 206 923
E info@accessabilityaustralia.com
W www.accessabilityaustralia.com

Access Keys are designed and developed by AccessAbilityAustralia.

To view the full range of free Access Keys available, go to [AAA Library](#)

For Access Keys in Braille or audio, please [Contact Us](#)

Please complete our short survey to help us ensure continuous improvement.

We really appreciate your feedback.

Click here [AAA Survey](#)

© AccessAbilityAustralia, All Rights Reserved. 2017

DISCLAIMER: All materials provided through AccessAbilityAustralia are not intended to replace professional advice. All necessary care has been taken to design and produce Work(s). Full implementation guidelines are supplied in accordance with Work(s) in its entirety. You acknowledge and agree that you are using all services and facilities provided by AccessAbilityAustralia at your own risk and you agree to defend, indemnify, save and hold AccessAbilityAustralia harmless from any and all demands, liabilities, costs, losses and claims, howsoever suffered, including but not limited to legal fees that may arise directly or indirectly from any service provided or agreed to be provided by AccessAbilityAustralia. You agree that this indemnification extends to all aspects of the Work(s), including but not limited to implementation and usage. AccessAbilityAustralia are indemnified of all claims, liability, and expenses that may arise from use of Work(s) as per usage and acceptance of these terms and conditions.

