

# Access Key

## State Basketball Centre

291 George St  
Wantirna Sth VIC 3152  
Phone: (03) 9847 2300  
[www.knoxbasketball.com.au](http://www.knoxbasketball.com.au)



# Contents

Guidelines	<a href="#">3</a>
AAA Comm Board	<a href="#">4</a>
Did You Know?	<a href="#">5</a>
My Basketball Kit	<a href="#">6</a>
Getting There	<a href="#">7</a>
Parking	<a href="#">8</a>
Welcome	<a href="#">9</a>
Map	<a href="#">10</a>
Staff	<a href="#">11</a>
Reception	<a href="#">12</a>
Toilets - Set 1	<a href="#">13</a>
Toilets - Set 2	<a href="#">14</a>
Canteen	<a href="#">15</a>
Merchandise Shop/Recharge Station	<a href="#">16</a>
Show Court 1	<a href="#">17</a>
Stadium Court 4 - Secondary Show Court	<a href="#">18</a>
Stadium Courts 2, 3, 5 and 6	<a href="#">19</a>
Social Room	<a href="#">20</a>
Facility Hire	<a href="#">21</a>
Accessibility	<a href="#">22</a>
Safety	<a href="#">23</a>

# Glossary

AFFL	Above Finished Floor Level.
HSHH	Hand Held Shower Hose.
KBI	Knox Basketball Incorporated.
NBL	National Basketball League.
SBC	State Basketball Centre.
TGSI	Tactile Ground Surface Indicators. A tactile ground surface to assist pedestrians who are visually impaired. Often found on footpaths, stairs and train station platforms.
VJBL	Victorian Junior Basketball League.
WNBL	Women's National Basketball League.



# Guidelines

Thank you for choosing to use an Access Key for State Basketball Centre.

For your Access Key to be successful, we recommend you follow these guidelines:

- Access Keys are available online to help you prepare for your visit in advance.
- Access Keys be read and shared in an environment free of distractions.
- Access Keys can be read independently or shared with a friend, family member, carer or support worker to prepare for the visit.
- If sharing the Access Key with participant, help participant comprehend key points, consistently monitoring for level of understanding.
- If sharing the Access Key with participant, contextualised photographs can be used to summarise information and experiences.
- If using the Access Key as a reflective tool, make sure to enjoy the pivotal link between experience and recall after the visit has taken place.
- Once the visit has taken place, revisit the Access Key to celebrate success.
- Accessibility information is located on page [22](#).
- Safety information is located on page [23](#).
- Download Access Key in its entirety - 23 pages in total.

Access Keys  
.....unlocking  
your world



**Access  
Ability  
Australia**

Access Keys are designed and developed by AccessAbilityAustralia.

To view the full range of free Access Keys available, go to [AAA Library](#).

For Access Keys in Braille or audio, please [Contact Us](#).

Please complete our short [survey](#) to help us ensure continuous improvement.

© AccessAbilityAustralia, All Rights Reserved. 2020 **DISCLAIMER:** All materials have been compiled from information available at time of production. They are not intended to replace professional advice including; but not limited to, access audits. All necessary care has been taken to design and produce Work(s). Full implementation guidelines are supplied in accordance with Work(s) in its entirety. You acknowledge and agree that you are using all services and facilities provided by AccessAbilityAustralia at your own risk and you agree to defend, indemnify, save and hold AccessAbilityAustralia harmless from any and all demands, liabilities, costs, losses and claims, howsoever suffered, including but not limited to legal fees that may arise directly or indirectly from any service provided or agreed to be provided by AccessAbilityAustralia. You agree that this indemnification extends to all aspects of the Work(s), including but not limited to implementation and usage. AccessAbilityAustralia are indemnified of all claims, liability, and expenses that may arise from use of Work(s) as per usage and acceptance of these terms and conditions. This Access Key is not to be altered by any parties without express permission of AccessAbilityAustralia.



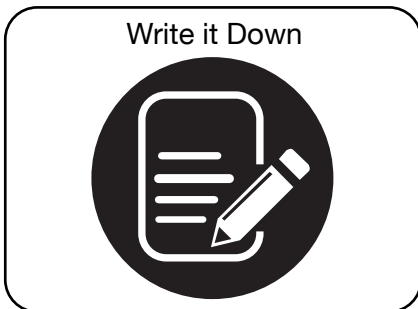







# COMMUNICATION BOARD

Take your State Basketball Centre Communication Board with you to ensure confident communication.

February 2021 V1



# Did You Know?

- State Basketball Centre is proudly supported by Knox City Council.
- Please click [here](#) to view Knox Community Access and Equity Implementation Plan 2017 - 2022.
- State Basketball Centre is proudly operated by Knox Basketball Incorporated (KBI).
- Casual shooting is available. Click [here](#) for more information on casual shooting times.
- KBI is accredited by the Active Deaf Sports Club (ADSC).
- KBI work with a variety of Disability Service Providers to provide free court hire among other services. Phone 9847 2300 for more information.
- KBI proudly supports students at Heatherwood School to complete a qualification in Sport and Recreation.
- A range of basketball programs are available for children of all ages. Click [here](#) for more information on what's available.
- We are home to a junior domestic basketball competition with over 700 teams. In order to get involved, click [here](#) to find your local club's contact details.
- Basketball Victoria run a range of programs which focus on inclusion in the sport of basketball which often operate out of Knox State Basketball Centre. For information on these programs, please click [here](#).
- For Melbourne Boomers and South East Melbourne Phoenix NBL games, tickets must be purchased through [Ticketek](#) to ensure accessible seating is available.
- Follow us on [Facebook](#).
- To provide feedback please email us at [info@knoxbasketball.com.au](mailto:info@knoxbasketball.com.au)

## State Basketball Centre is home to:

- One of the largest senior competitions in the state. Games are played on Sunday - Thursday nights. For information on how to register a team, please click [here](#)
- Melbourne Boomers WNBL team
- Knox Raiders NBL1 Men's and Women's teams.
- A secondary home of the South East Melbourne Phoenix NBL team.
- Victorian Junior Basketball League representative competition on a Friday evening. Click [here](#) for the VJBL fixture.



One basketball will be supplied to each team during Knox Basketball domestic competitions.



# My Basketball Kit

When visiting the State Basketball Centre, please remember to bring:

- Water Bottle
- Runners
- Comfy clothes/basketball uniform
- Towel.



# Getting There

The State Basketball Centre is located at 291 George Street, Wantirna South, 3152.

See Google Maps reference [here](#).

The nearest bus stop is located approximately 550 metres on High Street Road.

For further information on how to get to the SBC, please visit [Public Transport Victoria](#).



# Parking

The most convenient parking for the State Basketball Centre is located directly outside the entrance of the stadium.

There are:

- Eleven accessible parking bays located approximately 70 metres from the entrance to the centre
- General parking with no restrictions.

A gravel overflow carpark is located behind the facility in the event that the main carpark is full.

Bus parking is located to the left of the entrance.

An additional 2 minute drop off zone is located at the end of the bus parking zone.





# Welcome

Welcome to the State Basketball Centre.  
For office hours and contact details please visit our [website](#).

Please note centre operating hours may vary depending on programs being run on a day to day basis.

Entry is via two sets of double automated glass doors, both with a clearance of 1510mm.

There is an undercover area directly outside the entrance.



# Map

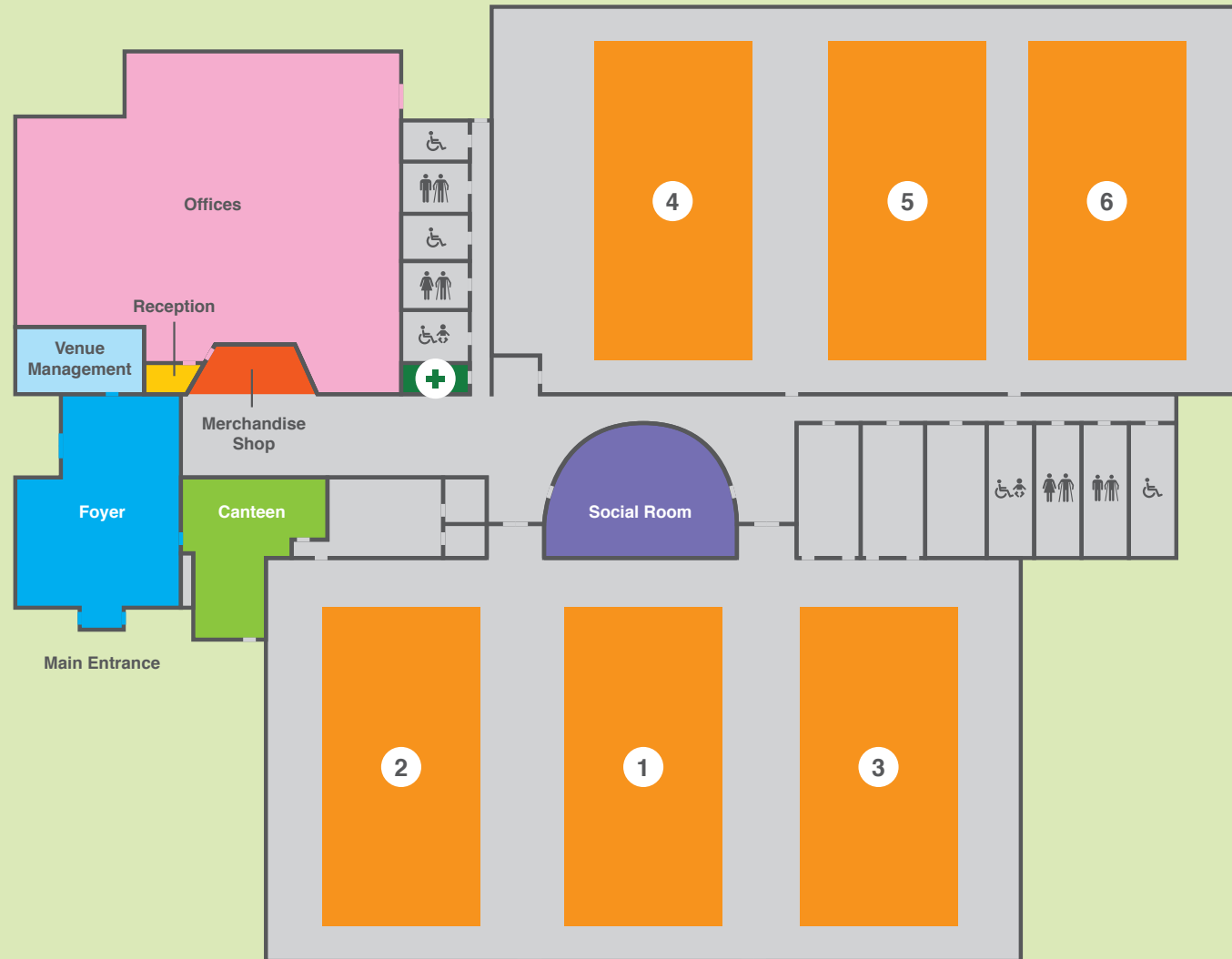
## State Basketball Centre



Courts	
Basketball court	Orange square

Other Facilities	
Foyer	Blue square
Reception	Yellow square
Merchandise Shop	Red square
Canteen	Green square
Social Room	Purple square
First Aid	Green cross icon
Venue Management	Light blue square
Offices	Pink square
Restrooms	Restroom icons (male, female, wheelchair)



# Staff

Knox Basketball staff wear plain black polo shirts with the Knox Basketball or State Basketball logo. All Knox Basketball staff wear name badges.

There may be a range of other staff on site depending upon programs or events being operating on any particular day.



# Reception

If arriving during competition hours, the main reception is located directly ahead of the entrance.

In the event that main reception is not staffed, please speak to a canteen staff member. The canteen is located opposite the reception desk.

If arriving outside of competition hours, the main reception is located within the venue management office.

Entry to the venue management office is located opposite the main entry, through a manual door opening outward with a clearance of 860mm.

Staff are available to provide assistance with any enquiries, bookings, assist with payments or to provide directions.

There is a visual Communication Board at both reception desks to support confident customer communication.



## Sensory Guide



### Feel

Change in ground surface  
Heating/Cooling  
Shared personal space



### Sounds

Echo  
People



### Sights

Bright lights  
Glare



### Smells

Deodorants  
Food/Drink  
People

# Toilets - Set 1

## Location

1. Go past main reception.
2. Continue past the merchandise shop and recharge stations.
3. Turn left down a hallway.

## Includes:

- Unisex, fully accessible toilet with sensor lighting
- Manual door opening inward. Door clearance of 870mm. Latch lock 1060mm AFFL
- Cubicle space 4370mm x 2630mm
- Flip up grab bars on either side of toilet
- Toilet height 460mm with left- or right-hand transfer
- Sink height 710mm AFFL with lever tap 910mm AFFL
- Shower with HSH, grab bars and shower bench
- Guldmann GH3 hoist with a 250kg weight capacity

Note: there is no adult change table.

and

- Unisex, accessible toilet with sensor lighting
- Manual door opening inward. Door clearance of 870mm. Twist lock at 1060mm AFFL
- Cubicle space 2000mm x 2610mm
- Grab bars to the left and behind toilet
- Toilet height 460mm AFFL with left hand transfer
- Sink height 790mm AFFL with lever tap 910mm AFFL.

AND

- Unisex, accessible toilet with sensor lighting
- Manual door opening inward. Door clearance of 870mm. Twist lock at 1060mm AFFL
- Cubicle space 2000mm x 2610mm
- Grab bars to the right and behind toilet
- Toilet height 460mm AFFL with right hand transfer
- Sink height 790mm AFFL with lever tap 910mm AFFL.

Separate male and female toilets with ambulant toilets.



## Sensory Guide



### Feel

Change in ground surface



### Sounds

Echo  
Hand dryer  
Toilet flushing  
Water running



### Sights

Bright lights  
Mirror/Reflection



### Smells

Bathroom smells  
Disinfectants

# Toilets - Set 2

## Location

1. Go past main reception.
2. Continue past the merchandise shop and recharge stations.
3. Enter a hallway directly ahead. Toilets are located outside the entrance to courts 5 and 6.

## Includes:

- One unisex, accessible toilet with sensor lighting.
- Manual door opening inward. Door clearance of 880mm. Lock height 1060mm.
- Cubicle space 3080mm x 2450mm.
- Grab bars to the left and behind toilet.
- Toilet height 460mm AFFL with left hand transfer.
- Sink height 790mm AFFL with lever tap 910mm AFFL.
- Shower with shower bench, grab bars and HSHS.
- Baby change area.

## and

- A unisex, fully accessible toilet with sensor lighting.
- Manual door opening inward. Door clearance of 860mm. Twist lock 1060mm AFFL.
- Cubicle space 3100mm x 2410mm.
- Grab bars to the right and behind toilet.
- Toilet height 460mm right-hand transfer.
- Sink height 790mm AFFL with lever tap 910mm AFFL.
- Shower with HSHS, grab bars and shower bench.
- Guldmann GH3 hoist with a 250 kilos weight capacity.

Note: there is no adult change table.

Separate male and female toilets with ambulant toilets.



## Sensory Guide



**Feel**  
Change in ground surface



**Sounds**  
Echo  
Hand dryer  
Toilet flushing  
Water running



**Sights**  
Bright lights  
Mirror/Reflection



**Smells**  
Bathroom smells  
Disinfectants

# Canteen

The canteen is located after the main entrance, on the right-hand side, within the foyer.

It is open during basketball domestic competitions. It may also be open for other events.

Food and drinks are available for purchase. Cash or eftpos is available.

The canteen has chairs with backrests and café tables .

Catering is available for functions and events for up to 300 people.

For further information on opening or catering enquiries please call (03) 9837 2300. Alternatively, email us at [info@knoxbasketball.com.au](mailto:info@knoxbasketball.com.au).



## Sensory Guide



**Feel**  
Heating/Cooling  
Shared personal space



**Sounds**  
Automated doors  
Balls bouncing  
Café equipment  
Echo  
Music  
People



**Sights**  
Bright lights



**Smells**  
Deodorants  
Food/Drink  
People

# Merchandise Shop/Recharge Station

The merchandise shop is located next to main reception.

Cash or eftpos is accepted.

For opening hours, please contact iAthletic at [info@iathletic.com.au](mailto:info@iathletic.com.au) or call 0415 805 170.

The recharge station is located past the merchandise shop. It is available for all visitors. Portable devices can be charged at no cost.

Couch seating, benches and table are available.



## Sensory Guide



**Feel**  
Heating/Cooling  
Shared personal space



**Sounds**  
Balls bouncing  
Café equipment  
Echo  
Music  
People



**Sights**  
Bright lights



**Smells**  
Deodorants  
Food/Drink  
People



# Show Court 1

Show Court 1 is the main Show Court and is also known as court 1.

To access

1. Go past main reception.
2. Continue past the merchandise shop and recharge stations.
3. The first entry point is located on the right-hand side of the main hallway, outside the entrance to the [Social Room](#). Entry is via a set of double glass doors with a clearance of 1720mm.
4. The second entry point is located in a hallway which leads to courts 5 and 6, past the Social Room, on the right-hand side. Entry is via a set of double glass doors with a clearance of 1720mm.

Both entry points remain open with the exception of professional team training sessions.

Courts 2 and 3 are located on either side of the main Show Court 1 and share the same entry points.

There are two retractable grandstands for up to 3200 people for viewing purposes on either side of the court.

The grandstand nearest to court 3 can accommodate allocated wheelchair spaces at the bottom of the stand. Please see staff for assistance.

A range of programs and competitions operate on this court including NBL games, Knox Raiders NBL 1 men and women's games and a range of other events such as cheerleading, boxing, wrestling and domestic competitions.

The playing surface is floorboards. Court dimensions are 28m x 15m.

Each court is numbered. Numbers are displayed at the end of each court on the wall.



## Sensory Guide



### Feel

Change in ground surface  
Faster heart rate  
Higher body temperature  
Shared personal space



### Sounds

Applause  
Balls bouncing  
Buzzer, Echo, Music  
People cheering  
Shoes squeaking  
Whistles



### Sights

Bright lights  
Sporting activities



### Smells

Deodorants  
People  
Timber

# Stadium Court 4 - Secondary Show Court

Stadium Court 4 is a secondary Show Court. This court also has the capacity to be set up for netball.

To access

1. Go past main reception.
2. Continue past the merchandise shop and recharge stations.
3. Go down a hallway which leads to courts 5 and 6. Entry is on the left-hand side via manual door opening inward with a single door clearance of 870mm. Double door clearance of 1800mm.

There is a small grandstand adjacent to this court with seating for up to 208 people for viewing purposes.

Please note there is no dedicated accessible seating for this court. If you have access needs, please speak to a staff member who will be happy to assist you.

A range of programs and competitions operate on this court including Knox Raider's Big V men and women's games as well as Junior and Senior domestic competition

The playing surface is floorboards. Court dimensions are 28m x 15m.

Each court is numbered. Numbers are displayed at the end of each court on the wall.



## Sensory Guide



### Feel

Change in ground surface  
Faster heart rate  
Higher body temperature  
Shared personal space



### Sounds

Applause  
Balls bouncing  
Buzzer, Echo, Music  
People cheering  
Shoes squeaking  
Whistles



### Sights

Bright lights  
Sporting activities



### Smells

Deodorants  
People  
Timber

# Stadium Courts 2, 3, 5 and 6

At the State Basketball Centre, there are 4 courts which are secondary to the Show Courts, all of which have the capacity to be set up for netball.

Courts 2 and 3 are located on either side of the main Show Court 1 and share the same entry points.

Courts 5 and 6 share a room with Show Court 4, however, they have their own access points.

To access

1. Go past main reception.
2. Continue past the merchandise shop and recharge stations.
3. Go down a hallway which leads to courts 5 and 6. Entry is on the left-hand side via a manual door opening inward with a clearance of 860mm.
4. Entry to court 6 is located further down the same hallway, past the entrance to court 5, on the left-hand side. Enter via manual door opening inward with a clearance of 860mm.

These courts are used for domestic basketball competitions and netball.

The playing surface is floorboards. Court dimensions are 28m x 15m.

Each court is numbered. Numbers are displayed at the end of each court on the wall.

There is bench seating adjacent to each court.



## Sensory Guide



### Feel

Change in ground surface  
Faster heart rate  
Higher body temperature  
Shared personal space



### Sounds

Applause  
Balls bouncing  
Buzzer, Echo  
People cheering  
Shoes squeaking  
Whistles



### Sights

Bright lights  
Sporting activities



### Smells

Deodorants  
People  
Timber

# Social Room

State Basketball Centre has a large Social Room available for meetings and corporate events.

It is located within the main hallway on the right-hand side.

There are two entry points, each one adjacent to either entrance into courts 1 - 3. Both entrances are via double automated glass doors opening inward with a clearance of 1820mm.

This room can be made into a double room separated by a large dividing wall if required.

There is a bar located within the Social Room which is open during large events.

Bar tables, corporate sit-down tables and chairs with back and armrests are usually available depending on programs being run on a day to day basis.

The Social Room has a sit-down capacity of 100 or stand up capacity of 200. It may also operate as a quiet space if you are starting to feel overwhelmed by levels of noise. Speak to a staff member for assistance.



## Sensory Guide



### Feel

Change in ground surface  
Heating/Cooling  
Shared personal space



### Sounds

Applause  
Balls bouncing  
Buzzer, Echo  
People cheering  
Shoes squeaking  
Whistles



### Sights

Bright lights  
People  
Sporting activities



### Smells

Food/Drink  
People

# Facility Hire

All courts are available for hire at the State Basketball Centre. The Social Room is also available for function hire.

AV equipment is available.

In order to book the our facilities, please call (03) 9847 2300 or contact [info@knoxbasketball.com.au](mailto:info@knoxbasketball.com.au).



# Accessibility

- Phone booking system.
- The centre is wheelchair friendly with flat surfaces throughout.
- Main reception desk at a height of 900mm AFFL.
- Visual Communication Board at main reception.
- Venue Management office service desk at height 1115mm AFFL.
- Couch seating available in Venue Management office.
- Pen and paper for exchange of information located at both reception desks.
- Staff available to read information to patrons if required.
- Canteen service desk at height 900mm AFFL.
- Canteen tables at height 730mm and depth 430mm.
- Vending machines located within canteen at operating height 1400mm AFFL.
- Merchandise store service desk height 720mm AFFL.
- Acceptance of Companion cards.
- Court lights for training operate at 50% capacity and 100% for competitions. During a TV broadcast, on the Show Court side, there are an additional 26 HD TV lights.
- There is no dedicated pram or mobility aid parking. If you wish to store either of these items, please see staff to assist you.
- Recharge station benches 700mm high AFFL x 1000mm wide x 600mm deep.
- ATM located opposite recharge station at operating height 1230mm AFFL.
- Drink taps are located outside the entrance to court 4 and the entrance to court 5 at operating height 830mm AFFL and knee clearance 520mm AFFL.
- Social Room with bar height 1000mm AFFL.
- Wide internal walkways.
- State Basketball Centre can attract large volumes of people. If you start to feel overwhelmed by levels of noise, please speak to a staff member who will be happy to assist you to find a quiet place.



- Use the National Relay Service to contact State Basketball Centre on (03) 9847 2300. Find the right contact number or access point for your NRS channel of choice at [communications.gov.au/accesshub/nrs](https://communications.gov.au/accesshub/nrs). For help using the NRS, contact the NRS helpdesk: [communications.gov.au/helpdesk](https://communications.gov.au/helpdesk).

# Safety

- Wide solid glazing band on glass main entry doors and windows at 920mm to 1000mm AFFL.
- Unsecured floor mat located at entrance of the foyer.
- Wide solid glazing band at 940mm to 1110mm AFFL on Venue Management office entry door.
- Seating with colour contrast to walls and floor.
- Flat terrain throughout.
- Courts 1 - 3 with Wide solid glazing bands at 930mm to 1000mm AFFL on glass entry doors.
- Main Show Court 1 wno TGSi prior to steps on grandstand seating.
- Main Show Court 1 grandstand steps with single handrail on the left and right-hand sides. No handrail on middle set of grandstand steps.
- Secondary show court 4 no TGSi prior to steps on grandstand seating.
- Secondary show court 4 no handrails on grandstand.
- Courts 5 and 6 with wide solid glazing band at 920mm to 1000mm AFFL on glass entry doors.
- Social Room with wide solid glazing band at 930mm to 1000mm AFFL on entrance doors.
- Footwear must be worn at all times.
- All staff with Working with Children's Checks.
- All staff are first aid trained. If you require first aid, please speak to a staff member and they will be happy to assist you.
- A defibrillator is located outside the entrance to the hallway of toilet set 1.
- Wet floor signage is available.
- Clear, illuminated exit signage.
- Evacuation maps located throughout.
- In the event of an emergency, staff will help and direct members and visitors. If there is to be an evacuation, members and visitors will be directed to the nearest exit and designated assembly area. Note, no visual alerts for emergencies.



State Basketball Centre is required to meet government advice during the COVID pandemic. Please visit the State Basketball [website](#) to check measures in force.